












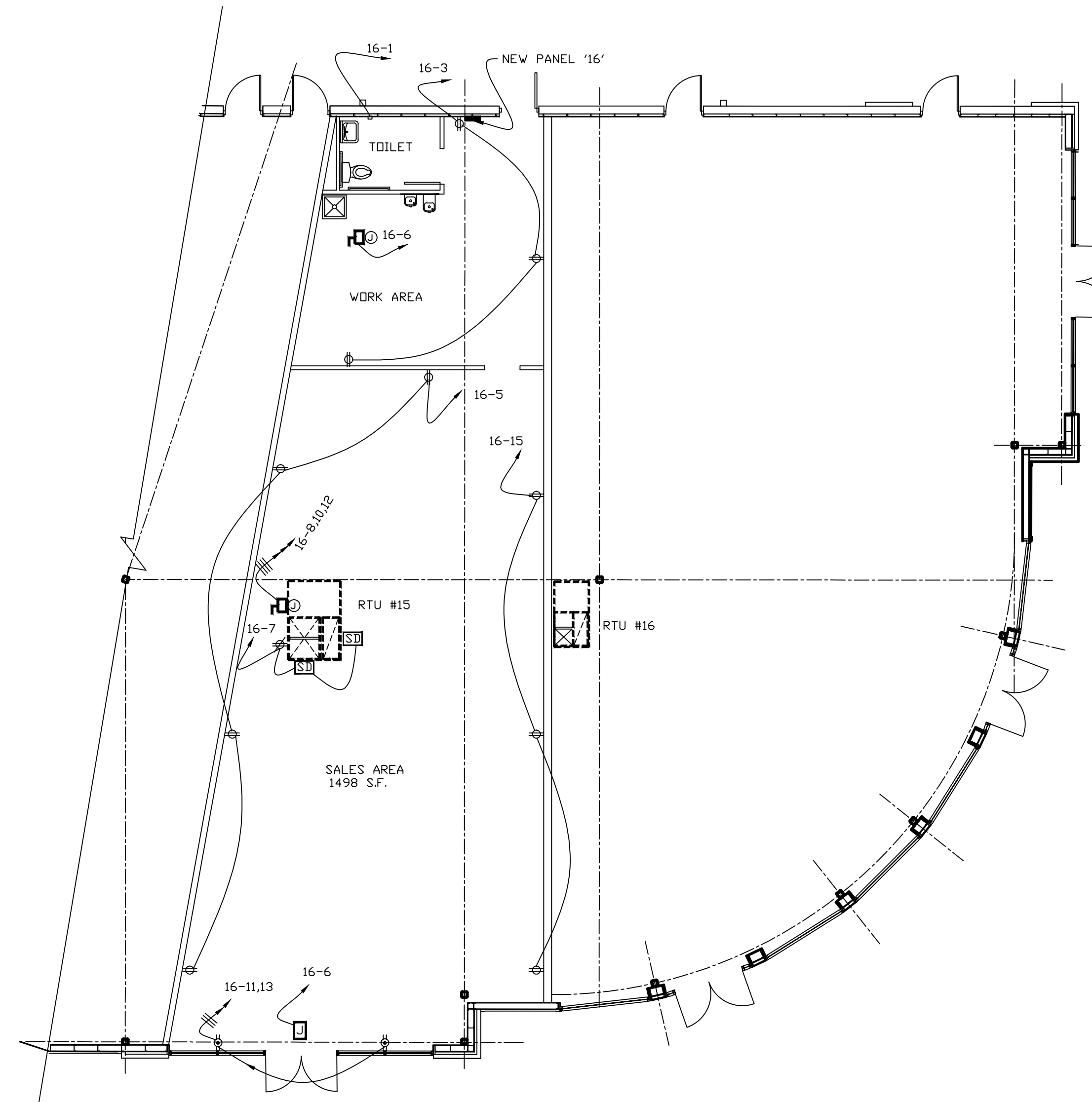


LEGEND

-  HOME RUN TO ONE CIRCUIT, SEE SCHEDULE FOR NUMBER AND SIZE OF CONDUCTORS
-  HOME RUN TO PANEL L2, CIRCUIT NOS. 3 & 5, ARROWS INDICATE NUMBER OF CIRCUITS, TICKS INDICATE NUMBER OF CONDUCTORS, ONE NEUTRAL GROUND CONDUCTOR REQUIRED, NOT SHOWN, SEE SCHEDULE FOR CONDUCTOR SIZES REQUIRED.
-  NEW EQUIPMENT SAFETY DISCONNECT SWITCH
-  DUCT SMOKE DETECTOR, MAKE CONNECTIONS AS REQUIRED. SMOKE DETECTOR (SD) MAY REQUIRE LOW VOLTAGE CONNECTION. SMOKE DETECTOR REQUIRED IN SUPPLY AND RETURN DUCTS
-  SWITCH
-  NEW DUPLEX ELECTRICAL RECEPTACLE
-  NEW QUAD ELECTRICAL RECEPTACLE
-  NEW GFI DUPLEX ELECTRICAL RECEPTACLE
-  NEW GFI WEATHER PROOF RECEPTACLE
-  NEW TEL. RECEPTACLE
-  NEW DUPLEX CEILING RECEPTACLE (SHOW WINDOW) (INSTALL ON WALL ABOVE WINDOW IS SPACE ALLOWS)
-  NEW QUAD CEILING ELECTRICAL RECEPTACLE (SHOW WINDOW)
-  NEW SIGN JUNCTION BOX ABOVE CEILING



ELECTRICAL POWER PLAN

SCALE: 1/8"=1'-0"

ARZ

ARCHITECTS
AND
PLANNERS

102 CANFIELD HILL DR.
GAITHERSBURG, MD 20878
TEL. (301)840 2211
FAX. (301)840 0453
info@arzarchitects.com

BUILDING SHELL IMPROVEMENT
ROSEWICK CROSSING
FUTURE TENANT SPACE
232 ROSEWICK ROAD, LA PLATA, MARYLAND 20646
FAISON ASSOCIATES

REVISIONS:

DRAWING TITLE:

ELECTRICAL
POWER PLAN

THIS DRAWING IS AN INSTRUMENT OF THE ARCHITECT'S SERVICES AND IS HIS SOLE PROPERTY, AND SHALL NOT BE REPRODUCED, COPIED OR OTHERWISE ALTERED WITHOUT THE WRITTEN PERMISSION OF THE ARCHITECT. ©

PROJECT NO.
092471

ISSUE DATES:
10-30-2009 PERMIT

APPROVED BY:

TENANT: _____
DATE: _____
LANDLORD: _____
DATE: _____

DRAWING NO.

E 1

SHEET NO.

6 OF 10